

FINNING[®]

CIBC Whistler Conference

February 22, 2007

Mike Waites

Executive Vice President and CFO

Forward Looking Information

FINNING

This presentation contains forward-looking statements and information which reflect the current view of Finning International Inc. ("Finning" or the "Company") with respect to future events and financial performance. Any such forward-looking statements are subject to risks and uncertainties and Finning's actual results of operations could differ materially from historical results or current expectations. Finning assumes no obligation to publicly update or revise its forward-looking statements even if experience or future changes make it clear that any projected results expressed or implied therein will not be realized.

Refer to Finning's annual report, management information circular, annual information form and other filings with Canadian securities regulatory authorities for further information on risks and uncertainties that could cause actual results to differ materially from forward-looking statements contained in this presentation.

***Note: All amounts in this presentation are in Canadian dollars
unless otherwise noted***

Finning Today

FINNING

- Largest Caterpillar dealer in the world (TSX:FTT)
- C\$4.76 billion market capitalization
- Operations in 6 countries
- Over 12,000 highly skilled employees



Finning Today

FINNING

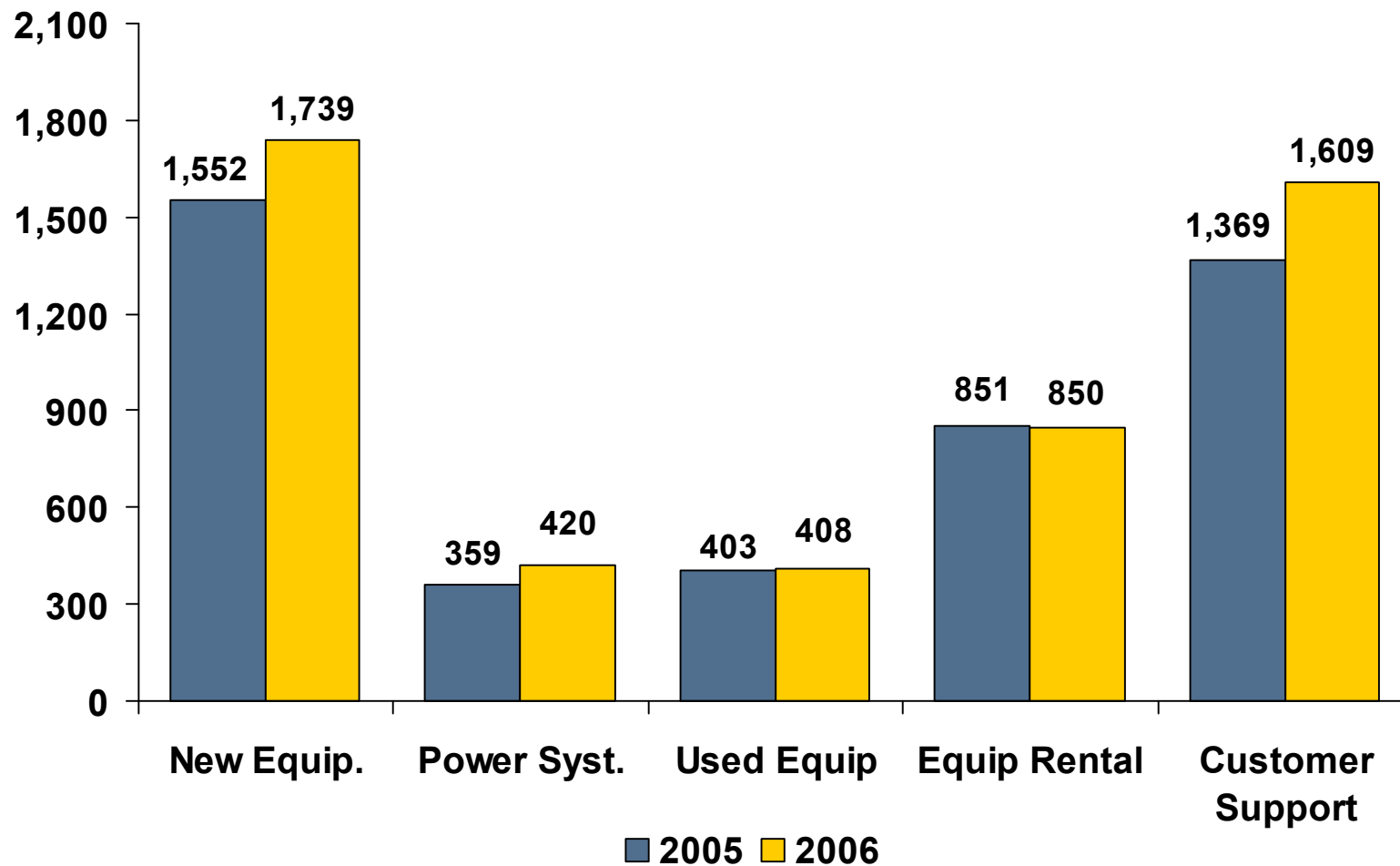
- 2 of the best large equipment dealer territories in the world
- Linked to resource industries, but without direct commodity exposure
- Many large resource customers among the lower cost producers in the world
- Large and growing stream of steady parts & service business
- Strong market share & significant barriers to entry for competitors



Revenue by Line of Business

FINNING

C\$ Millions



2006 Strategic Execution

FINNING

Ride Commodity Prices in Canada and FINSA

- Total revenue up 11% to \$5B
- EBIT up 40% to \$388M
- Canada new equipment sales up 40% to \$1.2B

UK Operational Improvements

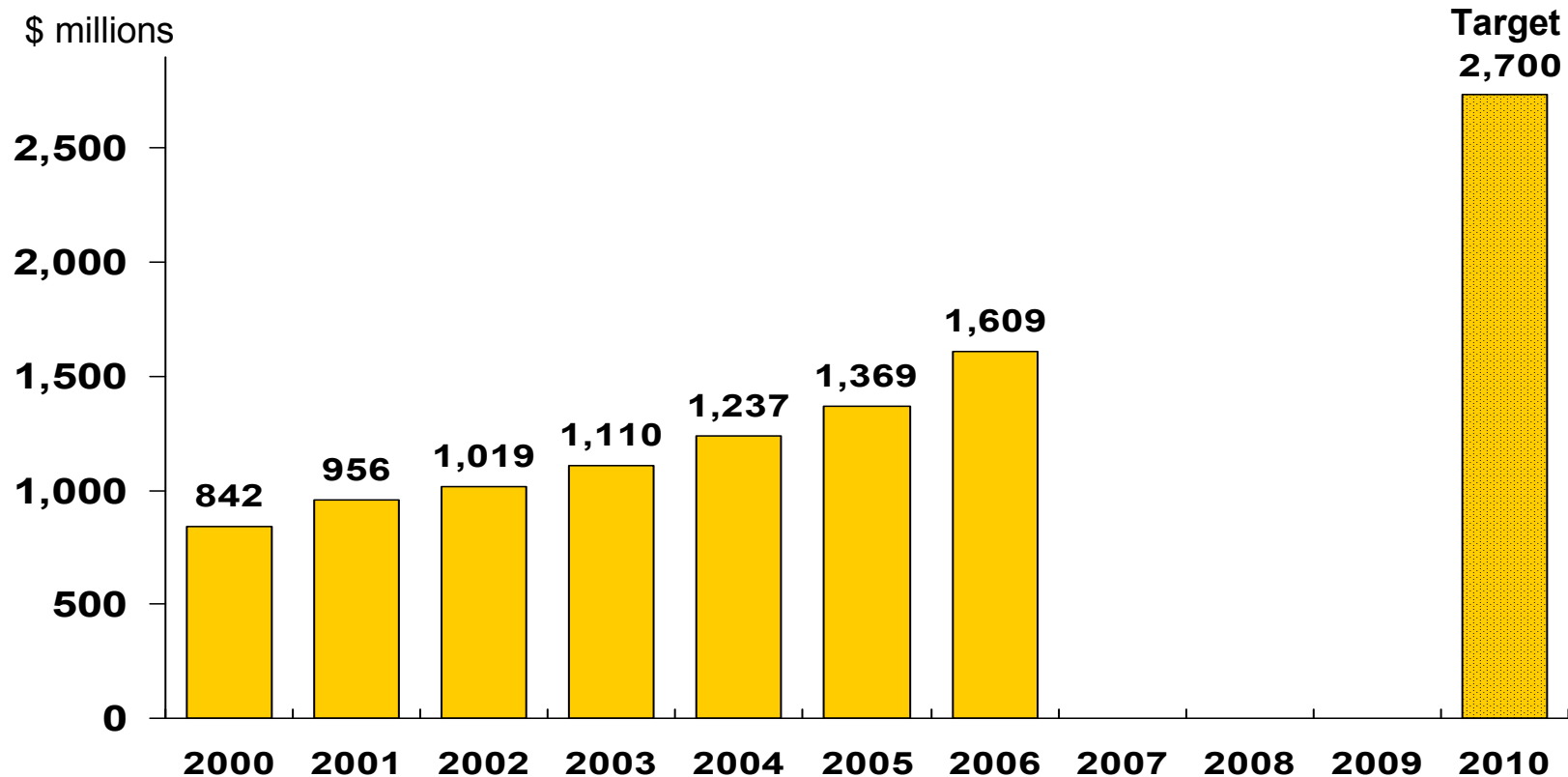
- UK dealership operating costs down \$59M
- Hewden operating costs down \$17M
- Hewden headcount down by 3%
- UK Group EBIT up by 25% to \$79M

UK Strategic Initiatives

- Disposed of Materials Handling
- Re-deployed capital to Canada and FINSA
- Restructured operations – 4 lines of business (Cat focus)
- Appointed new senior management team
- Agreement with Cat on multi-year business plan

Growing Customer Support Services

FINNING



2000 to 2005:

~\$100+ million per year, product-support revenue growth (CAGR = ~10+%)

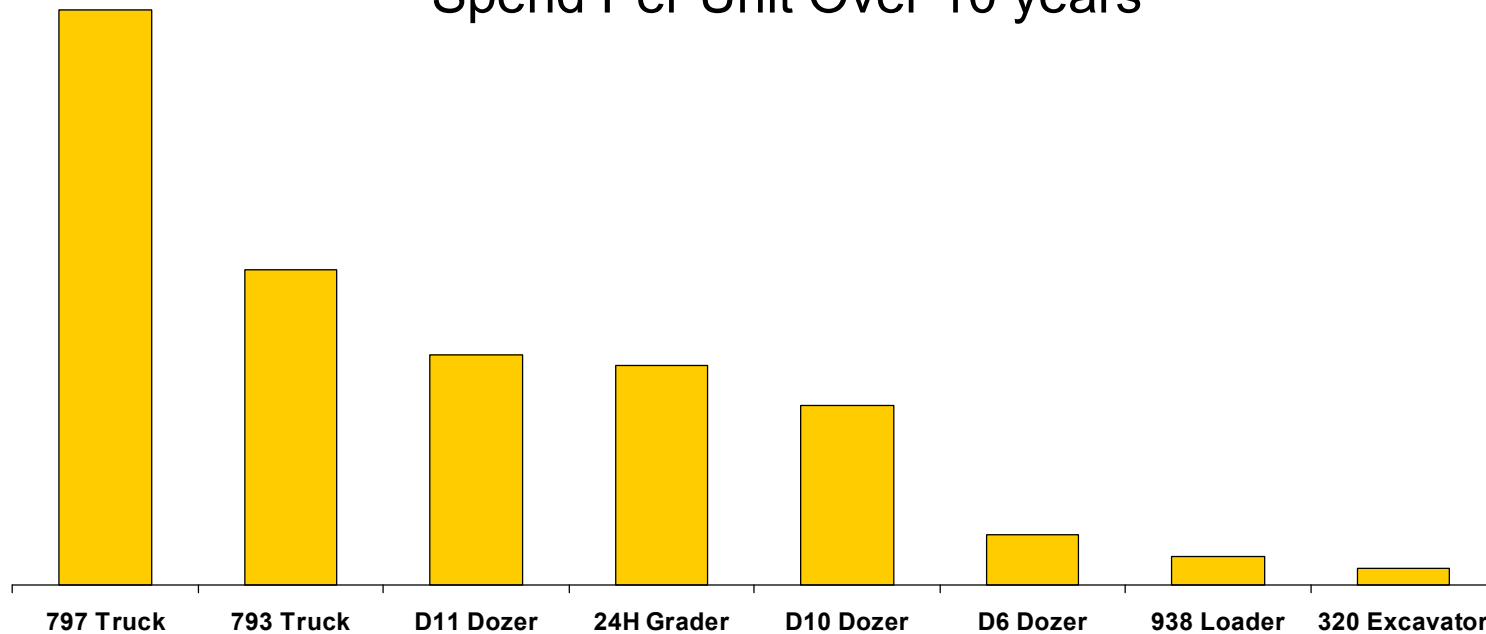
To double from 2005 by 2010 requires:

CAGR ~15% or ~\$275 million / year of additional CSS revenue on average

Sample Annual Parts & Labour Consumption Rates

FINNING

Average Annual Parts & Service Spend Per Unit Over 10 years



Large mining equipment generates higher parts & service revenues

Recent Mining Truck Announcements

FINNING

	Model	Delivery
Suncor	6 x 797	2006 / 07
North American Energy	9 x 793 4 x 785 9 x 777	2006 / 07
Escondida	20 x 797	2006 / 2007
Pirquitas	7 x 777	2007
CNRL (Horizon Ph. 1)	23 x 797	2008
Syncrude	20 x 797	2009
Escondida	45 x 797	2009 / 2010

Full Year EBIT Margins Improve

FINNING

	<u>2006</u>	<u>2005</u>
Canada	8.2%*	7.3%
FINSA	10.8%	9.3%
UK Dealership	4.4%	1.6%
<u>Hewden</u>	<u>7.0%</u>	<u>7.6%</u>
Consolidated	7.3%*	6.1%

Improved profitability reflects:

- Growing parts & service business in Canada, FINSA & UK
- Improved UK dealership results
- Successful cost control initiatives
- Better price realization

* Adjusted for sale of real estate and OEM business line sale

2006 Annual Earnings

FINNING

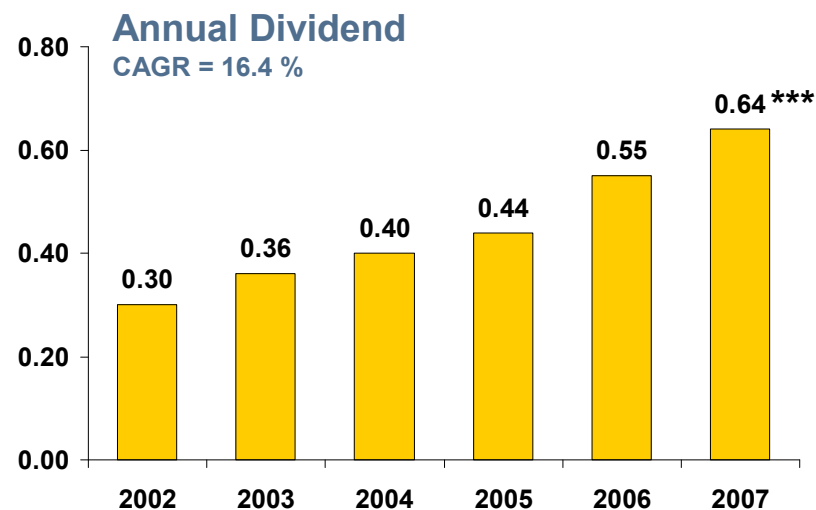
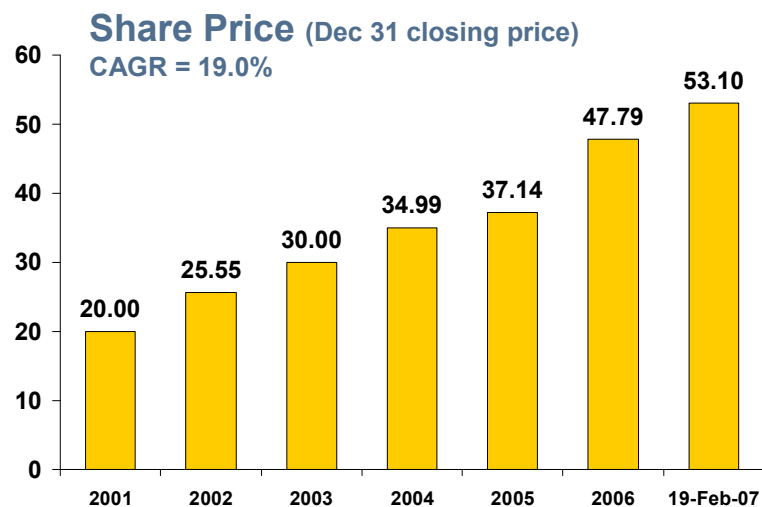
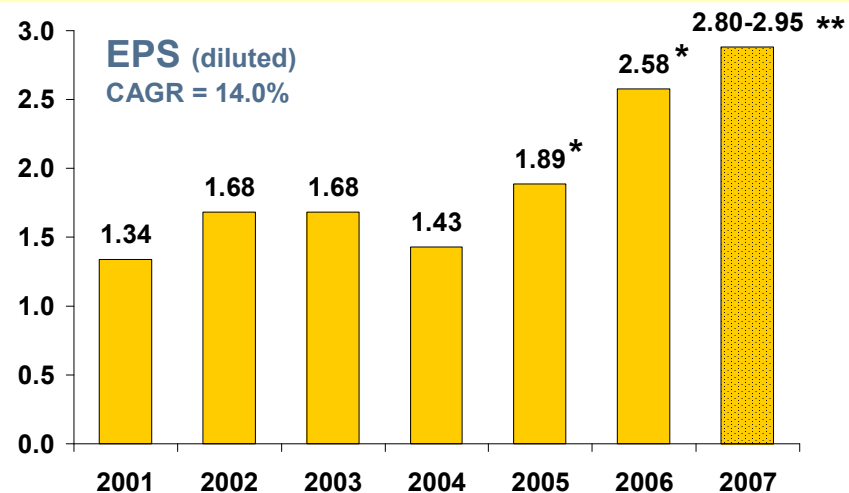
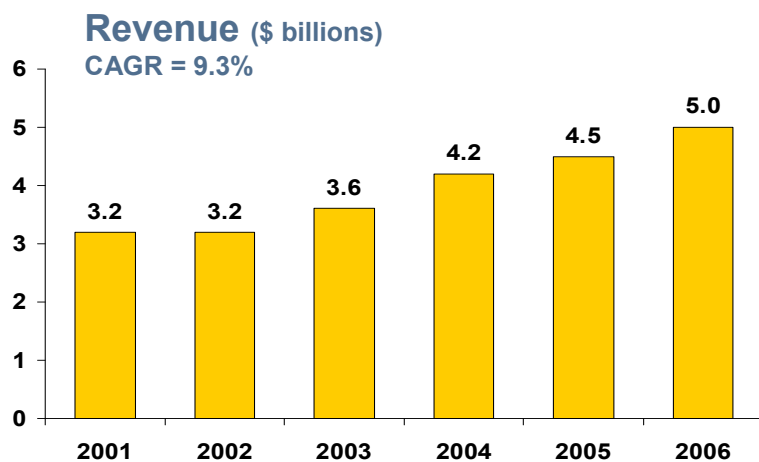
	<u>2006</u>	<u>2005</u>	
Reported 2006 EPS (diluted)	2.27	1.83	
Add back:			
Discontinued operations ⁽¹⁾	0.41	0.06	
Costs re early debt redemption ⁽²⁾	0.07	-	
Deduct:			
Gain on sale of assets ⁽³⁾	(0.17)	-	
Adjusted 2006 EPS (from continuing operations)	2.58	1.89	+ 37%

Very Strong Year - Excellent results

1. Materials Handling division divested in Q3
2. Costs related to early, partial redemption of GBP Eurobond in Q3
3. Sale of Edmonton real estate (2 deals) in Q1 & Q3, and a portion of OEM Reman. business in Q1

Performance

FINNING



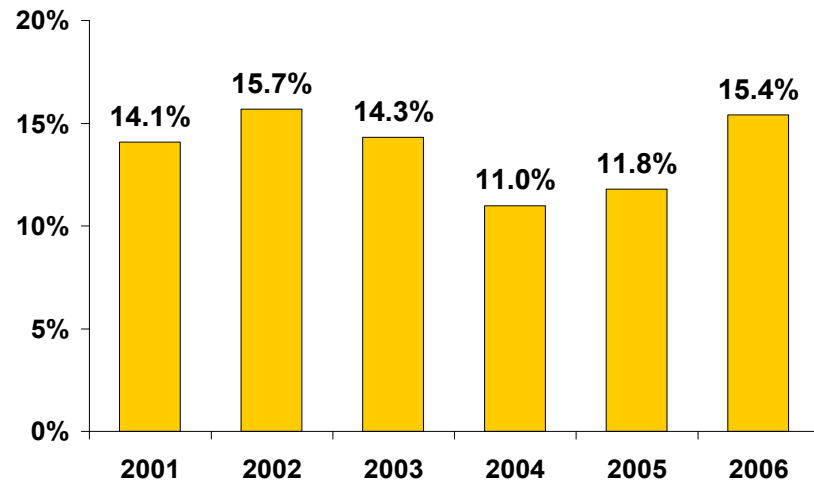
* From continuing operations & adjusted

** '07 Guidance \$2.80 - \$2.95 *** Indicated dividend

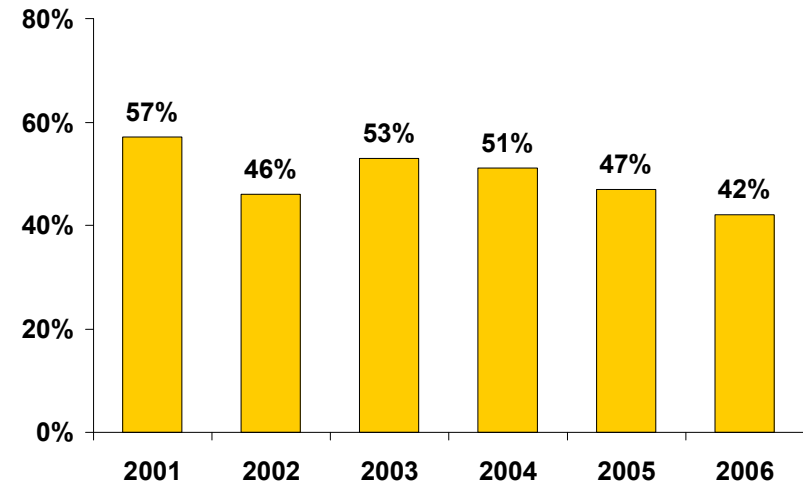
Performance

FINNING

Return on Equity



Leverage = Debt/(Debt + Equity)

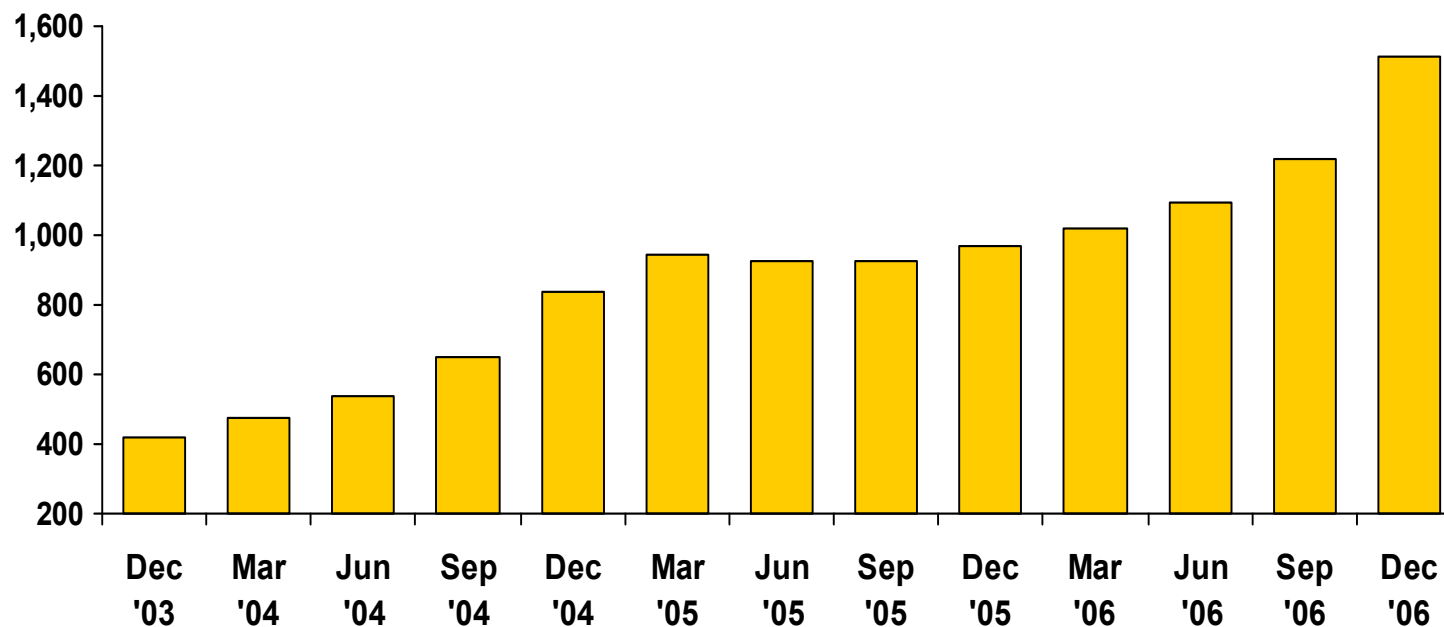


\$305 million equity issue, November 2004

Order Backlog

FINNING

- Consolidated order back-log at \$1.5 billion
- Record levels in all 3 regions – outlook very positive
- Provides good visibility on earnings for 2007 and Q1 2008, with some truck orders to 2009/10



An Excellent Outlook

FINNING

- Strong commodity markets drive western Canadian and South American operations
- Major expansion and fleet replacement opportunities in mining markets including oil sands
- Broad economic growth supports infrastructure spending and general construction markets
- Growing high margin parts and service revenues
- Finning and Caterpillar committed to a long-term solution for the U.K. business to deliver appropriate returns on capital
- Overall focus on profitability and return on capital