

AGM USER GUIDE

Getting Started

This year we are offering you a choice in how you attend our annual meeting, allowing you to attend in person, or participate online using your smartphone, tablet or computer.

If you choose to participate online you will be able to view a live webcast of the meeting, ask the Directors questions online and submit your votes in real time.



In order to participate online:

Before the meeting:

1. Check that your browser for whichever device you are using is compatible. Visit www.MeetingCentre.ca or <https://web.lumiagm.com/255610326> on your smartphone, tablet or computer. You will need the latest version of Chrome, Safari, Internet Explorer 11, Edge or Firefox. Please ensure your browser is compatible.
2. Shareholders who wish to appoint someone other than the management nominees as their proxyholder to attend and participate at the meeting as their proxy and vote their shares MUST submit their proxy or voting instruction form, as applicable, appointing either themselves or another person as proxyholder AND register that proxyholder online, as described below.
3. To register a proxyholder, shareholders must visit <https://www.computershare.com/finning> by 2:00 p.m. Pacific time on May 3, 2019 and provide Computershare with the required proxyholder contact information, so that Computershare may provide the proxyholder with a control number via email. Without a control number, proxyholders will not be able to attend and vote online at the meeting.

Meeting ID: 255-610-326

Password: Finning2019

The password is case sensitive

To log in, you must have the following information:

Registered Holders

15 digit control number provided by Computershare.

Appointed Proxyholder

Computershare will email you login credentials provided the appointment has been registered.

Broadcast ^ **The broadcast bar:** Allows you to view and listen to the proceedings.

Home page icon: Displays meeting information

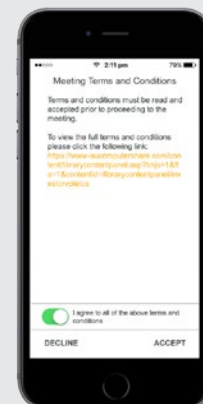
Questions icon: Used to ask questions

Voting icon: Used to vote. Only visible when the chairperson opens poll.

- 1 To participate in the meeting, you will be required to enter the unique 9 digit Meeting ID provided above.




- 2 To proceed into the meeting, you will need to read and accept the Terms and Conditions.



- 3** To log in as a registered shareholder or appointed proxyholder, select 'I have a Control Number' and enter in your credentials and password.


If you are a visitor, select "I am a guest" and enter your name and email details.





Please note: visitors will not be able to ask questions or vote at the meeting.

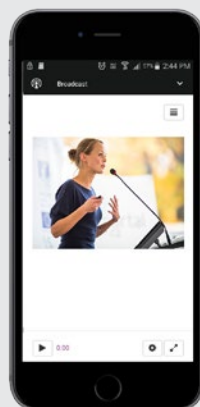
- 4** Once logged in, you will see the home page, which displays the meeting documents and information on the meeting.

Icons will be displayed in different areas, depending on the device you are using.




- 5** To view proceedings you must tap the broadcast arrow  on your screen. Video and/or slides of the meeting will appear after approximately 30 seconds*. Toggle between the up and down arrow  to view another screen.

*Dependent on the speed of your internet.



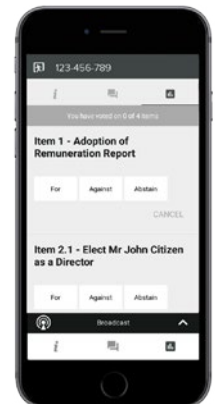
TO VOTE

- 6** When the Chairperson declares the poll open:


- > A voting icon  will appear on your device and the Meeting Resolutions will be displayed.
- > To vote, tap one of the voting options. Your response will be highlighted.


The number of items you have voted on, or are yet to vote on, is displayed at the top of the screen.

NOTE: Votes may be changed up to the time the chairman closes the poll.

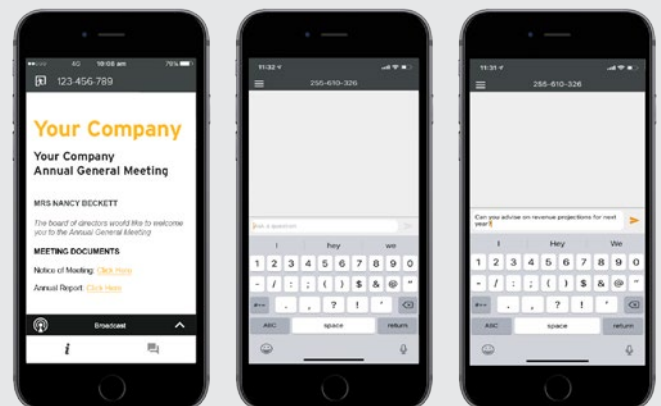



TO ASK QUESTIONS

- 7** Tap on the Questions icon . Click in the 'Ask a question' box.

Compose your question and select the send icon .

Confirmation that your message has been received will appear.



NOTE: On some devices, in order to vote, you may need to minimize the webcast by selecting the arrow  in the broadcast bar. Audio will still be available. To return to the webcast after voting, select the arrow again.

For More Information

If you require more information on how to vote, please refer to the section on "How to vote" in the 2019 Management Proxy Circular, which can be found on our website at www.finning.com/governance