

Arrangement shown with optional trailer with pintle hitch.

XQ200 SOUND ATTENUATED

60 Hz

FEATURES



EMISSIONS

- EPA Tier I and CARB Emissions Certified for non-road mobile applications



CAT 3306 TA DIESEL ENGINE

- Reliable, rugged, durable design
- Field-proven in thousands of applications worldwide
- Four-stroke-cycle diesel engine combines durability with minimum weight while providing dependability and economy



CAT SR4B GENERATOR

- Designed to match performance and output characteristics of Caterpillar diesel engines
- Optimum winding pitch for minimum total harmonic distortion and maximum efficiency
- Segregated AC/DC, low voltage accessory box provides single point access to accessory connections



ENCLOSURE

- Made with 12-gauge steel
- Single point lifting eye
- Sound attenuated
- Convenient hand holds and steps for safe operation

ENVIRONMENTALLY FRIENDLY DESIGN

- Sound attenuated for low noise operation
- OSHA compliant safe design
- Spill containment for coolant, oil and fuel

MULTI-VOLTAGE DISTRIBUTION PANEL

- Load door safety switch, engine faults, and shut down system
- Rust-free hinges on rear opening door
- Adequate space for line and plug connection without interference
- Remote start and stop contacts

SINGLE-SOURCE SUPPLIER

- Complete systems designed at Caterpillar ISO9001 certified facilities
- **Certified Prototype Tested** with torsional analysis

WORLDWIDE PRODUCT SUPPORT

- Worldwide parts availability through the Caterpillar dealer network
- With over 1,200 dealer outlets operating in 166 countries, you're never far from the Caterpillar part you need
- 99.5% of parts orders filled within 48 hours. The best product support record in the industry
- Caterpillar dealer service technicians are trained to service every aspect of your electric power generation system

LEHX0756-02



WHERE THE WORLD TURNS FOR POWER

FACTORY INSTALLED STANDARD & OPTIONAL EQUIPMENT

STANDARD FEATURES	
Air Inlet System	Air cleaner, dual element Turbocharger
Charging System	Battery charger Heavy duty charging alternator
Control Panel	Generator controls and monitoring Fuel tank monitoring Engine controls and monitoring Digital displays
Cooling System	Fan and belt guards Base mounted radiator
Distribution Panel	Lockable doors Load door safety switch, engine faults and shut down system Individual bus bar connections Circuit breakers Remote start/stop contacts Shore power connections
Enclosure	Sound attenuated 12-gauge steel Lockable doors Separate vented battery compartment Single point lifting arch Exterior oil and water drains Hidden exterior fuel drain Hand holds and steps
Fuel System	Primary fuel filter/water separator Spill containment dike 1158 L (306 Gal) dual wall fuel tank
Generator	Brushless, permanent magnet Coastal corrosion protection Shock mounted VR3 voltage regulator Space heater
Mounting System	Generator soft mounted to base Base contains integral fuel tank Skiddable structural steel design
Starting System	Electric starting motor Battery set with disconnect switch Jacket water heater with thermostat, shut-off valves

OPTIONAL FEATURES	
Trailer	Full frame support Independent tandem axle trailer frame with tongue Electric brakes with safety breakaway Full length fenders Non-skid surface on steps Heavy duty safety chains and grab hooks Reinforced 4540 kg (10,000 lb) top wind drop jack

SPECIFICATIONS

CAT SR4B GENERATOR

Frame size	448
Type	Permanent magnet brushless
Construction	Single bearing, close coupled
Three phase	12 lead reconnectable
Insulation	Class H with coastal insulation protection
IP rating	22
Alignment	Pilot shaft
Overspeed capability	
Prototype tested	150%
Production tested	125%
Wave form	Less than 5% deviation
Voltage regulator	3 phase sensing with Volts-per-Hertz no load
Voltage regulation	±½% steady state/±1% full load
TIF	Less than 50
THD	Less than 5%

CAT ENGINE

3306 TA, 4-stroke-cycle watercooled diesel	
Bore — mm (in)	121 (4.75)
Stroke — mm (in)	152 (6.5)
Displacement — L (cu in)	10.5 (638)
Compression ratio	15.0:1
Aspiration	Turbocharged-Aftercooled

CAT CONTROL PANEL

24 Volt DC Control
NEMA 1, IP22 enclosure
Lockable hinged door
Generator instruments meet ANSI C-39-1
Enclosure mounted
Single location customer connector point

Consult your Caterpillar dealer for available voltages.



TECHNICAL DATA

		XQ200	
		Standby	Prime DM6197
Power Rating			
60 Hz	ekW	200	180
Engine and Container Information		3306 TA see chart on next page	
Shipping Weight (Dry)			
Unit with trailer	kg (lb)	5529 (12,190)	
Unit without trailer	kg (lb)	4500 (9920)	
Maximum Fuel Capacity Weight			
Unit with trailer	kg (lb)	6622 (14,598)	
Unit without trailer	kg (lb)	5592 (12,328)	
Engine Lubricating Oil Capacity	L (Qts)	29 (30.5)	
Engine Coolant Capacity with Radiator	L (Gal)	45.5 (12)	
Fuel Tank Capacity	L (Gal)	1158 (306)	
Fuel Consumption with Fan	L/hr (Gal/hr)	58.3 (15.4)	52.9 (14.0)
Fuel Consumption (75% Prime) with Fan	L/hr (Gal/hr)	40.6 (10.7)	
Running Time @ 75% Prime	hours	28	
Sound Level			
Standby	dBA	73.95	
No load @ 7 m (23 ft)	dBA	72.30	

RATING DEFINITIONS AND CONDITIONS

Meets or Exceeds International Specifications:

- ABGSM TM3, AS1359, AS2789, BS4999, BS5000, BS5514, DIN6271, DIN6280, EGSA101P, IEC34/1, ISO3046/1, ISO8528, JEM1359, NEMA MG1-22, VDE0530, 89/392/EEC, 89/336/EEC

Standby — Output available with varying load for the duration of the interruption of the normal source power. Standby power in accordance with ISO8528. Fuel stop power in accordance with ISO3046/1, AS2789, DIN6271, and BS5514.

Prime — Output available with varying load for an unlimited time. Prime power in accordance with ISO8528. 10% overload power in accordance with ISO3046/1, AS2789, DIN6271, and BS5514 available on request.

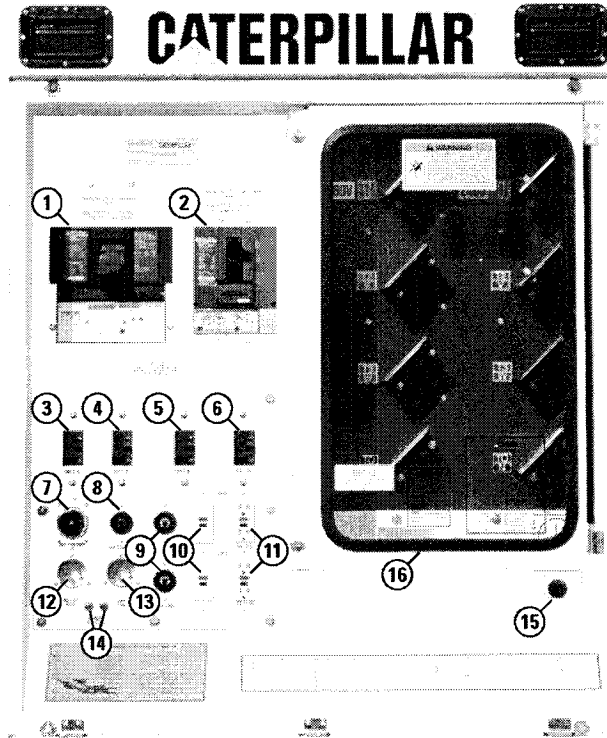
Ratings are based on SAE J1349 standard conditions.

These ratings also apply at ISO3046/1, DIN6271, and BS5514 standard conditions.

Fuel rates are based on fuel oil of 35° API [@ 16° C (60° F)] gravity having an LHV of 42 780 kJ/kg (18,390 Btu/lb) when used at 29° C (85° F) and weighing 838.9 g/liter (7.001 lbs/U.S. gal.).

Additional ratings may be available for specific customer requirements. Consult your Caterpillar representative for details.

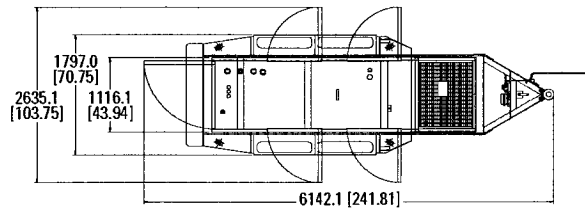
DISTRIBUTION PANEL



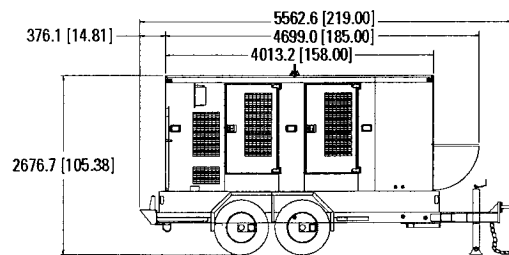
Wiring Descriptions

1. 700A main breaker 240V with 24V shunt trip
2. 350A main 480V with 24V shunt trip
350A main 600V with 24V shunt trip
3. 50 amp 240V branch breaker
4. 20 amp 240V branch breaker
5. 20 amp 120V branch breaker
6. 15 amp 120V branch breaker
7. 50 amp 240V twistlock receptacle
8. 20 amp 240V twistlock receptacle
9. 20 amp 120V twistlock receptacle
10. 20 amp 120V ground fault interrupter
11. 15 amp 120V ground fault interrupter duplex receptacle
12. 30 amp 120V battery charger/generator space heater receptacle
13. 30 amp 120V JWH receptacle
14. Remote start/stop contacts
15. 12.7 mm (1/2") ground stud
16. Dual voltage load connection bus board [6.35 mm × 101.6 mm × 101.6 mm (1/4" × 4" × 4") bus bars]

CONTAINER DIMENSIONS — TOP VIEW



CONTAINER DIMENSIONS — RIGHT SIDE VIEW



	Package Dimensions			
	Enclosure		With Trailer	
Length	4013.2 mm	158 in	5567.6 mm	219 in
Width	1116.1 mm	43.94 in	1797 mm	70.75 in
Height	2362 mm	93 in	2676.7 mm	105.38 in



www.CAT-ElectricPower.com

U.S. sourced

TMI Reference No.: DM6197

LEHX0756-02 (4-02)

© 2002 Caterpillar
All rights reserved.
Printed in U.S.A.

Materials and specifications are subject to change without notice.
The International System of Units (SI) is used in this publication.