

Finning Performance Solutions

CAT® INSPECT



An easy-to-use mobile and web inspection application.

Paperless Inspections | Electronic Checklists
Visibility into real-time issues | Customizable for mixed fleets

Driven by Technology

1-888-Finning | Finning.com
346-6464

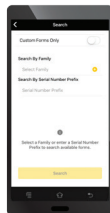
FINNING 

GETTING STARTED

Download Cat[®] Inspect application based on your smartphone device using Google Play or Apple iTunes. Log in with your CWS ID and password.

INSPECTION FORM LOOKUP; MOBILE

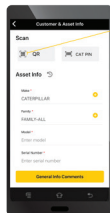
1. Tap 'Create Inspection' or '+'
2. Select inspection type 'Equipment'
3. Type in S/N prefix > Search
4. Select 'PM checklist'
5. Locate form name and tap to open. Click the star to set form as favorite, if form will be frequently used.



HOW TO USE THE QR CODE

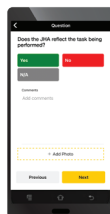
After the correct form is selected:

1. Tap 'Customer and Asset info'
2. Tap 'QR'
3. Frame code in window and scan. Enter SMU hours.



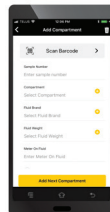
SUBMIT COMPLETED FORM

1. After the form is completed, click 'Submit'
2. Enter any comments, title and sign
3. Tap 'Submit'
4. Access report via Reports in-app.



S.O.S INSPECTION (Equipment must be registered at S.O.S Web)

1. Use Cat Inspect Ready S.O.S bottles.
2. Open Cat Inspect > Create inspection > S.O.S
3. Scan bottle barcode and complete fields. Add additional compartments, as necessary.
4. Tap < and Submit
5. View results on My.Cat.Com > S.O.S Web on any device



WEB ADMIN PAGE | <https://catinspectweb.cat.com>

Houses all inspection reports. Used for form creation, management, assignment, user management, and QR code creation. Completed inspections can also be viewed in VisionLink or My.Cat.com.

Looking for QR plates, additional support/training or more information?

Please contact catinspectapp@finning.com