

2B. WEB – ASSIGN INSPECTION

NOTE: Preferred web browser for optimal performance is **Google Chrome** <https://catinspectweb.cat.com>

Click **ASSIGN INSPECTION**

Equipment and Customer Information Quick Tips

- For CAT Makes, the Serial Number field has an 8-character limit
- If no Asset ID for the unit, enter the Serial Number into Asset ID field
- For Customer No – enter UCID or CA#
- The e-mail indicated in Customer E-mail will receive an e-mail notification for the resulting inspection once submitted. *Only one e-mail allowed in this field online.*

Once all Equipment and Customer Information is completed, click

Next, locate the form required for assignment:

1 Customer/Asset Details 2 Inspection Form 3 Assignee 4 Preview/Assign

←
→

Search By

Serial Number

Family

ARTICULATED DUMP TRUCK

Show Custom Forms Only

Family ARTICULATED DUMP TRUCK Selected for Serial Number Prefix RJS

Filter by Type: TA1

Search filter by inspection name

<input type="radio"/> Articulated Truck (Внешний осмотр грузового автомобиля с шарнирно TA1 (Russian)	Created By: Cat Corp.
<input type="radio"/> Articulated Truck (铰接式卡车外观检查) TA1 (Chinese)	Created By: Cat Corp.
<input type="radio"/> Articulated Truck TA1	Created By: Cat Corp.
<input type="radio"/> Articulated Truck TA1 (Portuguese)	Created By: Cat Corp.
<input type="radio"/> Articulated Truck TA1 (Spanish)	Created By: Cat Corp.
<input type="radio"/> GMD-PPG-Articulated Truck TA1 w/ Performance Inspection	Created By: Cat Corp.
<input type="radio"/> PRHP Site C AT Truck	Created By: Finning Canada
<input type="radio"/> Underground Articulated Truck TA1	Created By: Cat Corp.

Custom forms are forms created and owned by the customer/user(s) of that Inspect database – toggle on if only looking for Custom Forms created

Search via Serial Number Prefix (not full Serial Number) OR Family – follow prompts

- Select the Form Type from list that results
- Select the Form required
 - Click on the Form Name to preview the form prior to selection
- Click →

Select Assignee from list – use filter to navigate list

NOTE: Assignees need to have an active CWS ID and have logged into Cat Inspect App for their name to display.

1 Customer/Asset Details 2 Inspection Form 3 Assignee 4 Preview/Assign

←
→


Select Assignee

mir

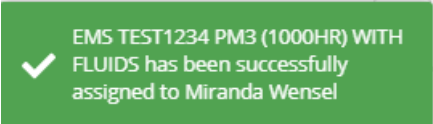
- Miranda Wensel
- Miranda Wensel
- Samira Jomha-Farag


Click → and review assignment details

Inspection Name and Type	Assignee	Equipment Information	Customer Information
Articulated Truck TA1 TA1 ARTICULATED DUMP TRUCK	Miranda Wensel mwensel@finning.com	Serial Number: RJS00963 Model: 745 Asset ID: RJS00963 Location: SMU: Hours SMR: Make: CATERPILLAR	Customer No: Customer Name: Customer Email: catinspectapp@finning.com Customer Phone: Work Order:

Click  to upload and make assignment

- When Assignee opens up Cat Inspect APP, this inspection will display under Inspections > Assigned
- When Assignee opens up Cat Inspect WEB, this inspection will display under Perform Inspections > Assigned Inspections
- A confirmation window will notify successful assignment.



Click  to reset form, if incorrect assignment.