

4. PRE-REGISTERING AN SOS INSPECTION

Leverage Cat Inspect to make pre-registration of SOS samples simple and efficient!

REQUIREMENTS

- Up to date version of Cat Inspect App
- Equipment needs to be configured/set-up in SOS Web
 - Contact oilsupport@finning.com for assistance, if required
- Cat Inspect Ready SOS bottles required – denoted by logo on external and SOS bottle



Cat Inspect Ready

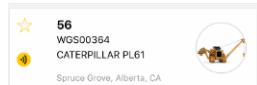
- **FINNING CANADA LTD.** selected as the Supporting Dealer in-app

Offline Functionality

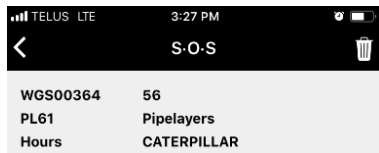
The SOS function attempts to make a live call to an API to get the list of valid compartments for the given serial number. When there is no internet connection, a default list of 20-30 most used compartments is displayed. Technicians to use the Notes section to indicate compartment when pre-registering SOS samples in offline mode.


Starting an SOS Inspection via Fleet List

- Open and log into Cat Inspect app
- Locate asset via the Search field  Search or scroll to locate
- Tap on Asset Tile to expand
- Tap  **Start S-O-SSM Inspection** >



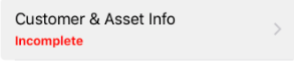
- Starting an SOS inspection from the Fleet View preloads in the asset and customer info from the Asset selected



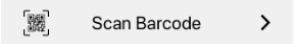
- Tap  to enter in SMU
 - **Important:** Select **FINNING CANADA LTD.** as the Supporting Dealer!!

From here – please see [Adding Compartments and Submission](#)

Starting an SOS inspection via Inspections


- Open and log into Cat Inspect app
 - Tap **Create Inspection**
 - Select **SOS** Inspection Type
 - Tap 
 - Scan Inspect QR code or Cat Pin Plate (if applicable) or manually enter data
 - **Important:** Select **FINNING CANADA LTD.** as the Supporting Dealer!!
- From here – please see [Adding Compartments and Submission](#)

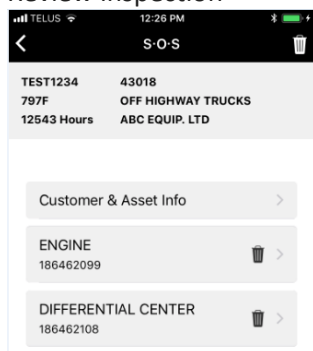
Adding Compartments and Submission

- Tap **Add Compartment**
- Tap 
- Scan the QR code on the SOS Cat Inspect ready bottles

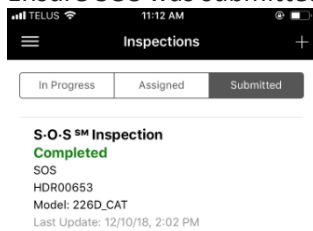


*Bottles not bearing the Cat Inspect logo are **incompatible** with the Cat Inspect app. To swap existing bottles, please contact your nearest branch.*

- Complete the rest of the fields; add notes regarding sample where required
 - **Important to indicate whether the Fluid and/or Filter was changed**
 - **Meter on Fluid** – indicate if known; Cat Inspect currently does not calculate this
- If you need to add more compartments, tap **Add Next Compartment**
- When all compartments are added, tap 
- Review inspection



- Tap 
- Ensure SOS was submitted properly by verifying the Submitted tab.



If there are errors, tap into inspection to review and resolve the errors. If they cannot be cleared, send screenshots and email to catinspectapp@finning.com