

ALL-ROUND VERSATILITY

G300-series grapples for demolition
and recycling



Demolition **AND** recycling

Increasing environmental regulation. Growing pressure to recycle materials. And challenging market conditions. All factors that are forcing demolition companies to look for more efficient ways to deal with waste on site.

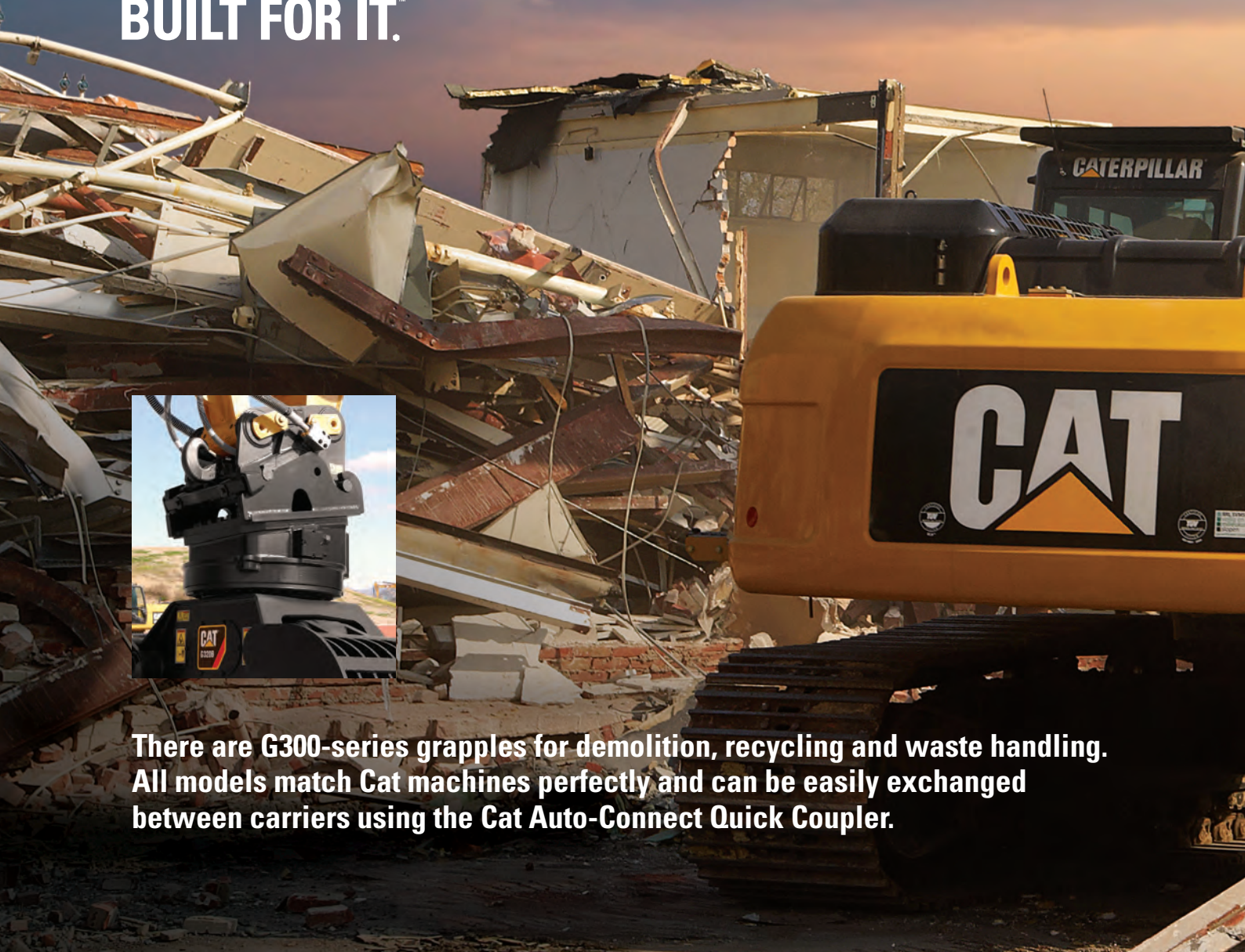
The Cat® G300-series grapples – with their two different shell options – are the efficient solution for both demolition and recycling work, bringing all-round versatility. Now, you can save on transportation and dumping costs as well as manpower by sorting debris at source and trucking it separately to appropriate recycling plants.

The Demolition models (open shells) are suited equally to primary and secondary demolition: first strip the building or structure before taking it down in record time and then reduce, sort and load the debris on site. The Recycling models (closed shells), with their greater capacity, are ideal for sorting large volumes of material from a waste pile or at a dedicated waste-processing plant.

BUILT FOR IT.™



There are G300-series grapples for demolition, recycling and waste handling. All models match Cat machines perfectly and can be easily exchanged between carriers using the Cat Auto-Connect Quick Coupler.





2

SHELL
OPTIONS

More tons per hour

The G300-series grapples deliver high productivity for a great return on investment. Their powerful grip combined with fast opening/closing times and a load-holding valve on the B-series models give you really short cycle times. Add to this the wide opening of the shells and it all translates into more tons per hour.

Every one of our grapples is ...



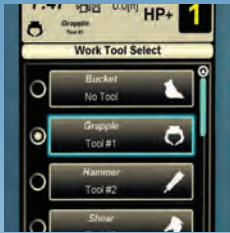
Built to last

- Heavy-duty rotation system
- Fewer hydraulics (single large-bore cylinder with 2 push rods)
- Shells and suspension are solidly constructed, with no shell-stops
- High wear areas are manufactured from abrasion resistant steel



Maintenance friendly

- Easily-accessible lubrication points simplify routine service
- Replaceable abrasion-resistant cutting edges as standard
- Maintenance panels for easy access to main components



Easy and safe to operate

- Cat excavators have pre-programmed hydraulic settings for Cat Work tools
- Cylinder damping opens shells more smoothly for better control
- Load-holding valve keeps pressure on cylinder in case of hose damage
- Rotation system fitted with locking system for safe transportation



DESIGNED for productivity



UP TO

1000L

CAPACITY

BUILT to impress

These grapples with their low construction height and edge-to-edge contact can pick out even the smallest items; this makes it easy to quickly sort through recyclables on site. With the open shell models it's easy to view and screen material still in the grapple, too. Most G300-series grapples also feature zero clearance against a vertical edge, meaning they can work close to container edges and walls.

Featuring bi-directional 360° rotation, the G300-series grapples can be precisely positioned. That means you can attack and demolish material from virtually any angle.

The shells are reinforced to improve their sorting and clamping capabilities, and strengthened hinges add durability. Countersunk nuts and bolts in the cutting edge reduce resistance, giving better filling and material flow. And the replaceable, bolt-on cutting edges provide an additional wear piece.



360°

**BI-DIRECTIONAL
CONTINUOUS
ROTATION**



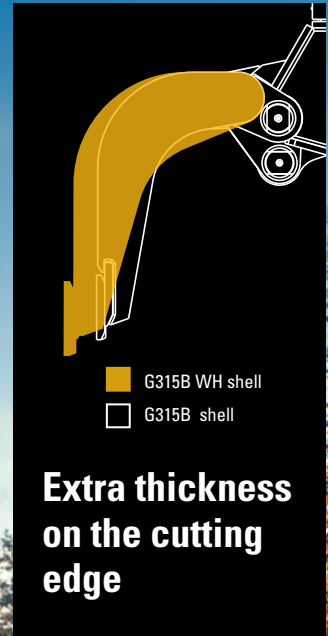
25%
MORE VOLUME



DEDICATED for waste

The G300-series includes a model that is dedicated to waste handling: the G315B WH. It has been developed specifically for the growing number of businesses in waste handling, which want high volume grapples for maximum loads, and proven fuel economy.

The G315B WH has a larger shell size than other G300-series grapples, so it can handle high volumes of low-density material. Other WH models are available on request.




FIT for purpose

The G300-series grapples are designed for heavy-duty construction environments so they're built to last, protecting your investment. Made of high grade, impact resistant steel care has been taken to strengthen or protect vulnerable areas such as the hydraulic components. And for added durability we've included high quality bushings with lubrication grooves, hardened pins and internal dust seals.

- 1 ROTATION SYSTEM** – The rotation motor drives a gear on a slew bearing to move the grapple in either direction through the full 360°, for easy positioning. The high torque motor ensures a long service life. A locking system ensures safe transportation.



- 2 SHELLS** – The solidly constructed, wide opening shells (over 2 metres on the large model) make visibility and screening of material easier. Their square design gives maximum access in the corners of trucks, trailers and bins. Extra reinforcement of the shells improves sorting and clamping.
- 3 LOAD HOLDING VALVE** – The valve is a standard feature on the latest Cat grapples and saves operators from having to keep the close function operated. Providing optimal holding power, it also keeps the pressure on the cylinder if a hose should break. There is no oil flow when the valve is active, which reduces fuel consumption.



- 4 CYLINDER** – The large-bore cylinder works in combination with two push rods. The cylinder damping is optimized to enable the shells to be opened smoothly, providing better control.
- 5 CUTTING EDGES** – The replaceable yet high wear cutting edges are made of abrasion-resistant steel to extend service life. These bolt-on cutting edges are fitted as standard on G300-series grapples.
- 6 MAINTENANCE** – Removable panels are located on both sides to provide easy access to internal parts. Uniquely, the dust seals are kept on the inside too so there is optimal protection against damage and less grease used. Grease points at ground level make routine service simple.

Specifications

			G310B-D		G315B-R		G315B-D		G315B-WH***	
Recommended carrier weight range	t		10-16		15-22		15-22		15-22	
	(lb)		(22,000 – 35,200)		(33,000 – 48,500)		(33,000 – 48,500)		(33,000 - 48,500)	
Capacity	L	(yd ³)	375	(0.49)	600	(0.79)	550	(0.72)	800	(1.05)
Operating weight*	kg	(lb)	1030	(2,266)	1308	(2,880)	1400	(3,080)	1450	(3,150)
Closing force	kN		36		52		52		50	
Maximum pressure open/close	bar		350		350		350		350	
Optimal flow open/close	l/min		60		90		90		90	
Maximum pressure rotation	bar		140		140		140		140	
Optimal flow rotation	l/min		40		40		40		40	

Dimensions

A Height opened**	mm	(in)	1350	(53.15)	1455	(57.28)	1455	(57.28)	1455	(57.28)
B Height closed**	mm	(in)	1440	(56.69)	1550	(61.02)	1550	(61.02)	1550	(61.02)
C Width closed	mm	(in)	1245	(49.02)	1360	(54.13)	1375	(54.13)	1360	(54.13)
D Width opened	mm	(in)	1800	(70.87)	2000	(78.74)	2000	(78.74)	22 00	(78.74)
E Width	mm	(in)	850	(33.46)	1000	(39.37)	1000	(39.37)	1100	(43.31)

* Excluding mounting bracket.

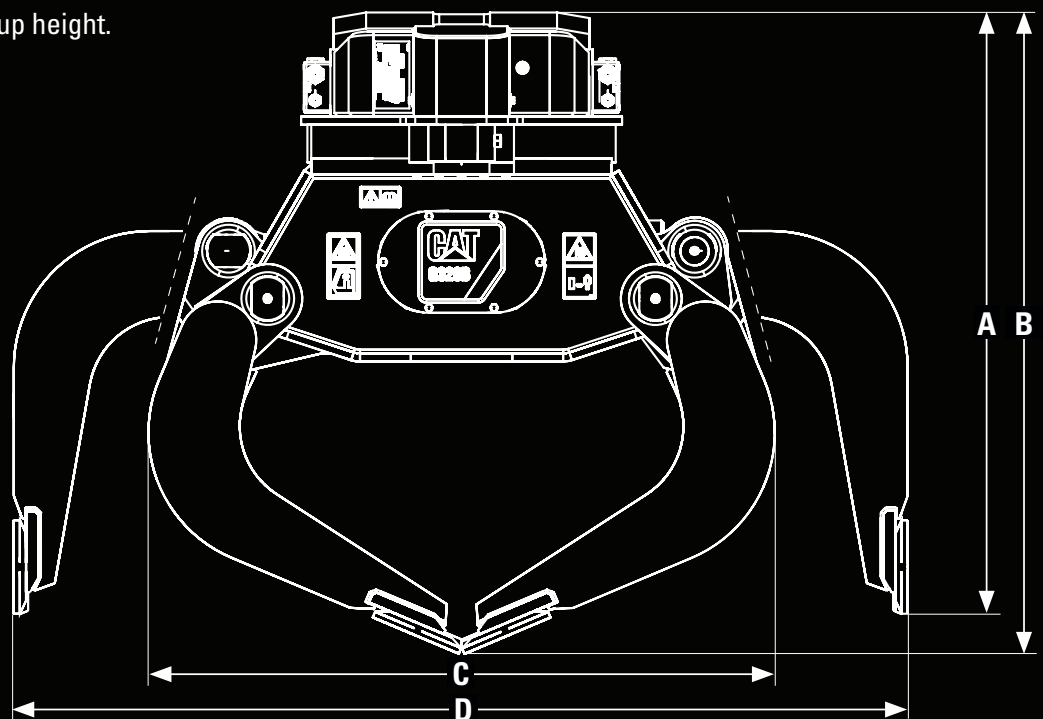
** Without bolt-on mounting bracket

***Other WH models available on request

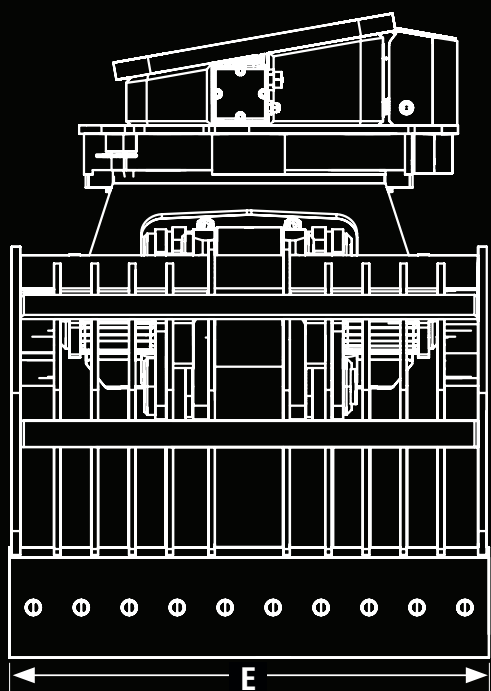
SPECIFIED to your needs

Fixed upper head versions

The G315B versions are offered with CW20/30/40 hinge plates fixed to the upper head. Benefits are less weight and a lower build-up height.



G320B-R		G320B-D		G325B-R		G325B-D		G330-D	
20-29		20-29		25-38		25-38		30-45	
(44,000 – 63,900)		(44,000 – 63,900)		(55,000 – 83,700)		(55,000 – 83,700)		(66,000 – 99,200)	
800	(1.05)	750	(0.98)	900	(1.18)	850	(1.11)	1000	(1.31)
1732	(3,820)	1787	(3,940)	2090	(4,600)	2150	(4,664)	2758	(6,080)
66		66		66		66		60	
350		350		350		350		350	
120		120		120		120		100	
140		140		140		140		140	
40		40		40		40		40	
1606	(63.23)	1606	(63.23)	1620	(63.78)	1620	(63.78)	1680	(66.14)
1725	(67.91)	1725	(67.91)	1725	(67.91)	1725	(67.91)	1835	(72.24)
1505	(59.25)	1540	(60.63)	1540	(60.63)	1540	(60.63)	1515	(59.65)
2200	(86.61)	2200	(86.61)	2200	(86.61)	2200	(86.61)	2025	(79.72)
1100	(43.31)	1100	(43.31)	1350	(53.15)	1350	(53.15)	1480	(58.27)



Demolition model

Recycling models

Dedicated waste-handling model

Your competitive **ADVANTAGE**



191

CAT DEALERS WORLDWIDE

Cat G300-series grapples are sold through the same Caterpillar dealers as Cat machines. That gives you access to an integrated service and support network – a single organisation for machine and work tool parts and service. No other manufacturer can offer you the same.

You can count on your Cat dealer to help keep your equipment in top condition, so that you can work more efficiently and productively. All day. Every day. And that's a promise that goes beyond just parts, repairs and warranty work. It includes innovative financial arrangements like barter transactions and counter purchase agreements.

Your local Cat Dealer is the single best source for everything you need to keep your equipment up and running. Maybe your business has full maintenance and service facilities of its own. Or maybe you prefer to outsource all of your equipment care so

you can focus on your core business. Either way, your Cat Dealer can provide whatever level of support you need, from online to on-site.

FLEXIBILITY THROUGH RENTAL **Precisely the grapple you need**

Cat Rental gives you access to a huge range of equipment, including grapples, to offer you the right match for every job – and any Cat machine. Now that's flexibility! Together with your Cat® dealer, simply select the best tool for the performance and productivity you need.

- Global Cat dealer network with 1,600 locations
- Cat Rental locations offer skilled support & technical services
- One call or a single click, and what you need is on its way

Visit catrentalstore.com to find out what Cat Rental can do for you.



Grapple / Machine Compatibility

Model	Machines
G310B	312E/F, 313F GC, 314E CR, 314F, 316E/F, M315F, M317D2, M316D, M316F, M318F
G315B	316E/F, 318E/F, 320E/F, 320 RR, 321F CR, 323E/F, 325F CR "B", M316D, M318D, M322D, M322F, MH3022, MH3024
G315B WH	320E/F, 320D2, M318D, M322D, MH3022, MH3024
G320B	324E, 326F, 329E/F, 325F CR "CB"
G325B	336E, 336F, 336F XE "DB"
G330	349E, 349F, 352F "TB"

This matching guide is for indication only. Please contact your dealer for more information.

Scan the QR code to see the G300-series grapples in action!



WWW.CAT.COM

©2016 Caterpillar Inc. All rights reserved. CAT, CATERPILLAR, their respective logos, "Caterpillar Yellow" and the POWER EDGE trade dress, as well as corporate and product identity used herein, are trademarks of Caterpillar and may not be used without permission

AEX07119-02 (10/2016) hr

